

MASSACHUSETTS INSTITUTE OF TECHNOLOGY  
ARTIFICIAL INTELLIGENCE LABORATORY

A.I. Memo No. 1111

May, 1989

**The Combinatorics of Heuristic Search Termination  
for Object Recognition in Cluttered Environments**

W. Eric L. Grimson

**Abstract.** Many current recognition systems use constrained search to locate objects in cluttered environments. Earlier analysis of one class of methods has shown that the expected amount of search is quadratic in the number of model and data features, if all the data is known to come from a single object, but is exponential when spurious data is included. To overcome this, many methods terminate search once an interpretation that is “good enough” is found. In this paper, we formally examine the combinatorics of this approach, showing that choosing correct termination procedures can dramatically reduce the search. In particular, we provide conditions on the object model and the scene clutter such that the expected search is polynomial. The analytic results are shown to be in agreement with empirical data for cluttered object recognition.

**Acknowledgements:** This report describes research done at the Artificial Intelligence Laboratory of the Massachusetts Institute of Technology. Support for the laboratory’s artificial intelligence research is provided in part by an Office of Naval Research University Research Initiative grant under contract N00014-86-K-0685, and in part by the Advanced Research Projects Agency of the Department of Defense under Army contract number DACA76-85-C-0010 and under Office of Naval Research contract N00014-85-K-0124.

©Massachusetts Institute of Technology 1989.

*This empty page was substituted for a  
blank page in the original document.*

Most current approaches to the recognition and localization of objects from noisy sensor data in cluttered environments utilize a search process to find solutions to the problem. Typically, this search finds interpretations of the data by identifying pairings of data features to model features that are consistent with a rigid transformation of the object model into sensor coordinates. There are many variations on this approach, including hypothesize and test methods [e.g. Lowe 1985, 1987, Ayache & Faugeras 1986, Huttenlocher & Ullman 1987, Huttenlocher 1989], maximal clique methods [e.g. Bolles & Cain 1982] and constrained tree search methods [e.g. Grimson & Lozano-Pérez 1984, 1987, Gaston & Lozano-Pérez 1984, Murray 1987a, 1987b, Murray & Cook 1988, Drumheller 1987]. Formal analysis of the last class of methods [Grimson 1989] has shown that performance is very different when all of the sensory data are known to have come from a single object, as opposed to sensory data that includes spurious features. If all of the data are known to have come from a single object, the expected amount of search required to find a correct interpretation is on the order of

$$O(m^2 + ams)$$

where  $m$  is the number of model features,  $s$  is the number of data features, and  $a$  is a small constant. In most of the problems of interest,  $s > m$  so that the expected amount of search is quadratic in the parameters of the problem, and is linear in the number of data-model pairings. On the other hand, if spurious data is allowed, the expected amount of search is bounded above by an expression on the order of

$$O(ms2^c + m^2s^2[1 + \epsilon]^c + bm^6 + m[1 + \gamma]^s),$$

where again  $m$  is the number of model features,  $s$  is the number of sensor features, of which  $c$  correctly arise from the object, and  $\epsilon, \gamma \leq 1$  are small constants, and it is bounded below by an expression on the order of

$$o(m2^c + ms).$$

Depending on the specific parameters of the problem, different terms of these expressions will dominate, but in general, the expected search is now exponential in the problem size.

This implies that one of the hard parts of the recognition problem is in separating out a correct subset of the data from the spurious data, where by correct we mean a subset of the data that arises from a single object. One means of attacking this problem is to use grouping mechanisms to preselect likely subspaces of the search space on which to focus. This can be done in a data driven fashion [Lowe 1985, 1987, Jacobs 1987, 1988]. It can also be done in a model driven manner, for example, by using the generalized Hough transform [Ballard 1981]. In [Grimson & Huttenlocher 1988] we investigated the combinatorics of using such schemes. In particular, we showed that while such methods could reduce the size of the search space, they could not, in general, be used to select subspaces for which all of the sensory features came from a single object, without at the same time incurring a non-trivial false positive rate.

A second approach is to use heuristic criteria to terminate the search process once an interpretation that is “good enough” has been found. In this paper we examine this alternative. The usual method used for terminating search [e.g. Ayache & Faugeras 1986, Grimson & Lozano-Pérez 1987, Lowe 1985, 1987] is to measure the “goodness” of the interpretation, by determining what fraction of the object is accounted for by the interpretation, and to terminate the search when that measure exceeds some threshold. Typical measures include the number of model features included in the interpretation, or the amount of perimeter or surface area of the model included in the interpretation. In using such methods, there are two questions of interest. The first is establishing first principles methods for setting the threshold for termination. In [Grimson & Huttenlocher 1989] we address this question on a formal basis, showing that estimates for the threshold may be found as a function of the clutter of the scene and the size of the model, such that no false positive interpretations will be expected. In this paper, we turn to the second question, namely, to what extent does the use of premature termination of the search reduce the expected cost of the search process itself.

## 1. The constrained search model.

To determine the expected cost using premature termination, we first establish the search framework to be used in solving the recognition problem. We then review results from earlier analysis of the full constrained search method, before deriving new results on the use of premature termination.

We begin by reviewing the constrained search method, used previously in [Grimson & Lozano-Pérez 1984, 1987, Gaston & Lozano-Pérez 1984, Murray 1987a, 1987b, Murray & Cook 1988, Drumheller 1987] as a basis for recognizing and locating objects. The approach seeks to match data features to model features in a manner that is consistent with some rigid transformation of the model into the sensory data. We assume that our models are represented by sets of geometric features, such as edges, distinctive points, surface patches, axes of cylinders, etc., and that the sensory data has been processed to obtain similar features. There are many methods for finding matches between such features, the approach taken here is to explore the space of possible correspondences by searching a tree of interpretations.

This tree search can be defined as follows. Suppose we order the data features in some arbitrary fashion. We select the first data feature, and hypothesize in turn that it is in correspondence with each of the model features. We represent this set of alternatives as a set of nodes at the same level of a tree (see Figure 1).

Given each one of these hypothesized assignments of data feature  $f_1$  to a model feature,  $F_j$ ,  $j = 1, \dots, m$ , we turn to the second data feature. Again, we can consider all possible assignments of the second data feature  $f_2$  to model features, relative to each of the assignments of the first data feature. This is shown in Figure 2. Note that the entire set of nodes in the second level of the tree corresponds to all possible matches for the first two data features.

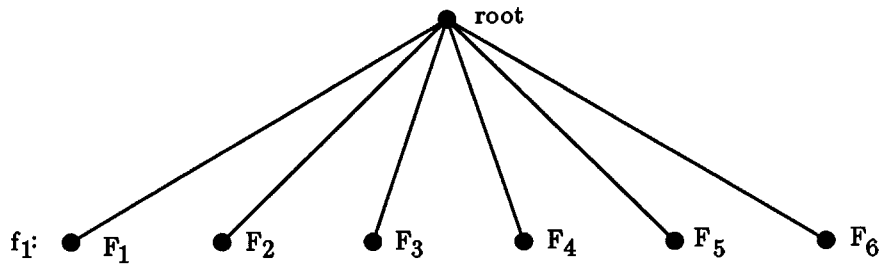


Figure 1. We can build a tree of possible interpretations, by first considering all the ways of matching the first data feature,  $f_1$ , to each of the model features,  $F_j, j = 1, \dots, m$ .

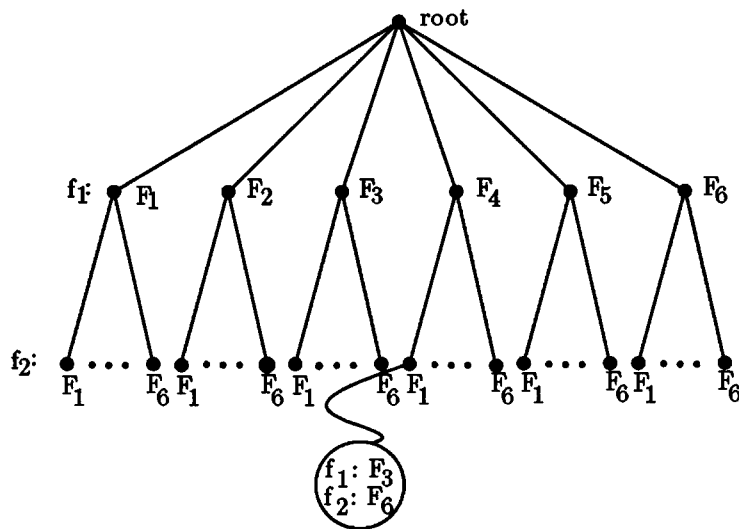


Figure 2. For each pairing of the first data feature with a model feature, we can consider matchings for the second data feature with each of the model features. Each node in the second level of the tree defines a pairing for the first two data points, found by tracing up the tree to the nodes. An example is shown.

We can continue in this manner, adding new levels to the tree, one for each data feature. A node of the interpretation tree at level  $n$  describes a partial  $n$ -interpretation, in that the nodes lying directly between the current node and the root of the tree identify an assignment of model features to the first  $n$  data features. Any leaf of the tree defines a complete  $s$ -interpretation, where  $s$  is the total number of data features.

Our goal is to find consistent  $k$ -interpretations, where  $k$  is as large as possible,  $k \leq s$ , and to find these interpretations with as little effort as possible. A simple-minded method would examine each leaf of the tree, testing to see if there exists a

rigid transformation mapping each model feature into its associated data feature. This is clearly too expensive, as it simply reverts to an exploration of the entire, exponential-size, search space. A better solution is to explore the interpretation tree, starting at its root, and testing interpretations as we move downward in the tree. As soon as we find a node that is not consistent, i.e. for which no rigid transform will correctly align model and data feature, we terminate any further downward search below that node, as adding new data-model pairings to the interpretation defined at that node will not turn an inconsistent interpretation into a consistent one.

In testing for consistency at a node, we have two different choices. We could explicitly solve for the best rigid transformation, and test that all of the model features do in fact get mapped into agreement with their corresponding data features. This approach has two drawbacks. First, computing such a transformation is generally computationally expensive (however, see [Faugeras & Hebert 1986, Ayache & Faugeras 1986] for an efficient method for updating transformations), and we would like to avoid any unnecessary use of such a computation. Second, in order to compute such a transformation, we will need an interpretation of at least  $k$  data-model pairs, where  $k$  depends on the characteristics of the features. This means we must wait until we are at least  $k$  levels deep in the tree, before we can apply our consistency test, and this increases the amount of work that must be done.

Our second choice is to look for less complete methods for testing consistency. We instead seek constraints that can be applied at any node of the interpretation tree, with the property that while no single constraint can uniquely guarantee the consistency of an interpretation, each constraint can rule out some interpretations. The hope is that if enough independent constraints can be combined together, their aggregation will prove powerful in determining consistency, but at a lower cost than fully solving for a transformation.

In previous work, we developed a set of unary and binary constraints that can be applied to this problem [Grimson & Lozano-Pérez 1984, 1987]. For example, if we are matching edge segments from a grey-level image, one unary constraint is that the length of the data edge must not be longer than the corresponding model edge, plus some bounded amount of error. Binary constraints apply to pairs of data-model pairings, for example, the angle between two data edges must be roughly the same as the angle between the corresponding model edges, and the range of distances between a pair of data edges must be contained within the corresponding range of distances for a pair of model edges, adjusted for error, and so on. Hence, if a unary constraint, applied to such a pairing, is true, then this implies that the data-model pairing may be part of a consistent interpretation. If it is false, however, then that pairing cannot possibly be part of such an interpretation. Binary constraints apply to pairs of data-model pairings, with the same logic. These kinds of constraints have the advantages of computational simplicity, while retaining considerable power to separate consistent from inconsistent interpretations, and of applicability at virtually any node in the interpretation tree.

Formulated in this way, our approach to recognition can be considered as a

problem of constraint satisfaction, or consistent labelling, a problem that has received considerable attention in the Artificial Intelligence literature [e.g. Freuder 1978, 1982, Gaschnig 1979, Haralick & Elliot 1980, Haralick & Shapiro 1979, Mackworth 1977, Mackworth & Freuder 1985, Montanari 1974, Nudel 1983, Waltz 1975]. When we analyze the performance of our system, we will use results from this literature to guide our development.

To use these constraints, we must now specify a means of exploring the interpretation tree. We do this using back-tracking depth-first search. (See Figure 3.) That is, we begin at the root of the tree, and explore downwards along the first branch. At each node, we check the unary constraints applicable to the new data-model pairing, and we check the  $n - 1$  sets of binary constraints obtained by considering the new data-model pairing relative to each data-model pairing defined by an ancestor node. If all these constraints are consistent, then we continue downwards in the search. If one of them is inconsistent, we backtrack to the previous node. We then explore the next branch of that node. If there are no more branches, we backtrack another level, and so on. Note that the number of constraints increases as we go lower in the tree, and hence the likelihood that the interpretation is in fact globally consistent increases.

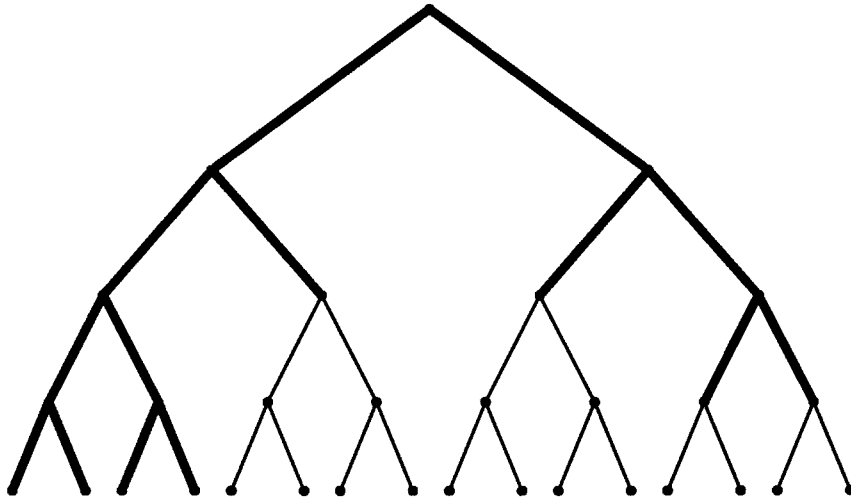


Figure 3. The tree is searched in a depth-first, backtracking manner, starting at the root. If a node is found to be inconsistent, the downward search is terminated, and we backtrack. Any leaf of the tree that is reached by the search constitutes a hypothesized interpretation. The darker edges in the diagram indicate one example of a backtracking search.

If we reach a leaf of the tree, we have a possible interpretation of the data relative to the model, which we can verify by solving for a rigid transformation and testing that it does take all of the model features into rough agreement with their associated data features. Even if we do reach a leaf of the tree, we do not abandon the search. Rather, we accumulate that possible interpretation, back-track and continue, until the entire tree has been explored, and all possible interpretations have been found.

As described, our search method will succeed only when all of the data features come from the object of interest. In general, object recognition must also work in the presence of clutter in the scene, in which much of the object may be hidden from view, and in which much of the data is spurious, coming from other objects. The tree search method can be straightforwardly extended to handle this by introducing into our matching vocabulary a new model feature, called a *null character* feature. At each node of the interpretation tree, we add as a last resort an extra branch corresponding to this feature (see Figure 4). This feature (denoted by a \* to distinguish it from actual model features  $F_j$ ) indicates that the data point to which it is matched is to be excluded from the interpretation, and treated as spurious data. To complete this addition to our matching scheme, we must define the consistency relationships between data-model pairings involving a null character match. Since the data point is to be excluded, it cannot affect the current interpretation, and hence any constraint involving a data point matched to the null character is deemed to be consistent.

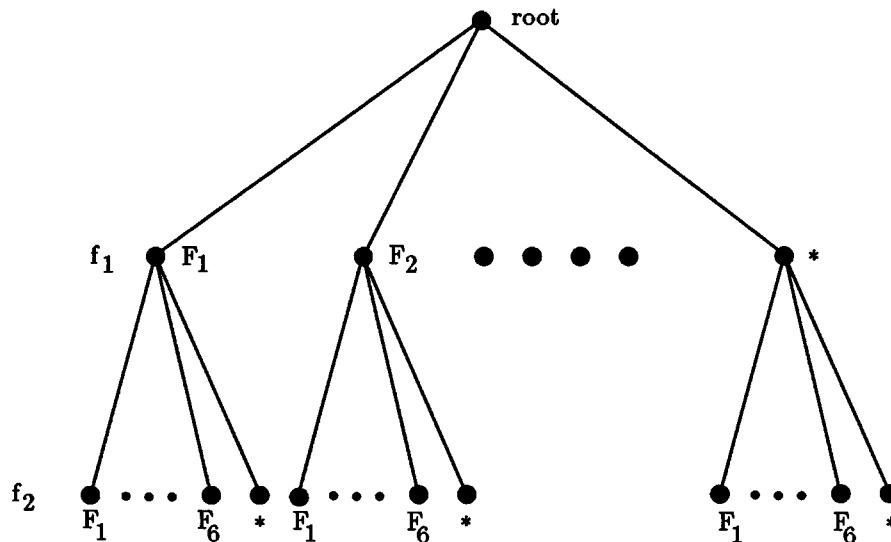


Figure 4. The interpretation tree can be extended by adding the null character \* as a final branch for each node of the tree. A match of a data feature and this character indicates that the data feature is not part of the current interpretation. In the example shown, the simple tree of Figure 2 has been extended to include the null character.

## 2. Previous results

This method has been used for recognition in a variety of domains [Grimson & Lozano-Pérez 1984, 1987, Gaston & Lozano-Pérez 1984, Murray 1987a, 1987b, Murray & Cook 1988, Drumheller 1987]. Our empirical experience was that the method was very efficient when all of the data features are known to have come from a single object. When spurious data is included, however, the method slows down by several



orders of magnitude. If methods for preselecting subspaces of the search space, such as the generalized Hough transform [Ballard 1981], are added, the method improves in efficiency. By preselection, we mean that only some subset of the possible data-model pairings are used in the search process, and typically such subsets are chosen based on an expectation that they give rise to similar transformations of the model. If premature termination is added (i.e. halting the search process as soon as an interpretation that is “good enough” is found), the method improves even further.

In an earlier combinatorial analysis [Grimson 1989], we showed that some of these empirical observations were supported by formal analysis. The main points of this analysis are summarized below, formal statements of the main propositions are included in the appendix for completeness.

- When all of the data features are known to have come from a single object, the number of interpretations is asymptotic to 1.
- When only  $c$  of the  $s$  data features come from an object with  $m$  model features, the number of interpretations  $n_s^*$  is bounded above by an expression of order

$$O(n_s^*) = 2^c + [1 + \alpha]^s + 2ms[1 + p_2]^c$$

where  $p_2$  is the probability of a pair of random data-model pairings satisfying binary consistency, and  $\alpha$  is a small ( $< 1$ ) constant that depends on the object characteristics and the amount of noise in the measurements. The number of interpretations is bounded below by an expression of order

$$o(n_s^*) = 2^c + [1 + \beta]^s + 2ms[1 + p_2]^c.$$

- The expected probability of two random data-model pairings being consistent  $p_2$  is given by

$$p_2 = \left[ \frac{\kappa}{m} \right]^2$$

where  $\kappa$  is a constant (usually less than 1) that can be derived from properties of the object and noise characteristics. The appendix provides details.

- If all  $s$  sensory measurements are known to lie on a single object with  $m$  equal sized features, the sensory data is distributed uniformly, and if the noise is small enough, then the expected amount of search needed to find the interpretation is bounded by

$$m^2 \leq N_s \leq m^2 + ams$$

where  $a$  is a constant that depends on the object characteristics and the amount of noise in the sensory measurements.

- If  $c_0$  of the  $s$  sensory measurements lie on an object with  $m$  equal sized features, the sensory data is distributed uniformly, and if the noise is small enough, then the expected amount of search needed to find the interpretations, is bounded by above by an expression of order

$$O(N_s^*) = m[1 + \gamma]^s + ms2^{c_0} + \delta m^6 + m^2 s^2 [1 + \mu]^{c_0}$$

and is bounded below by an expression of order

$$o(N_s^*) = m2^{c_0} + ms$$

where  $\gamma, \delta$  are constants that depend on the object characteristics and the amount of sensor noise,  $\gamma < 1$ .

As we suggested in the introduction, these results show that constrained search is polynomial, in fact quadratic, when all of the data is known to come from a single object, but is exponential when spurious data is included. One way of reducing this exponential cost is to terminate the search as soon as an interpretation is found that is “good enough”. In this paper, we consider the effects of this heuristic on the search process.

### 3. Setting up the termination model.

We define premature termination to be the process of stopping the search when an interpretation is found that is “good enough”. We define our measure of goodness to be the number of data features included in an interpretation that are matched to a real model feature, and not the null character. Other definitions are possible, such as the fraction of an object’s perimeter that is accounted for by the data, but for our purposes the simple counting of features suffices. Thus, we set a threshold on the size of an interpretation, and we will terminate the search as soon as we find a valid interpretation of that size. In [Grimson and Huttenlocher 1989], we consider the problem of how to properly select such a threshold so that there are no expected false positives. Here, we simply assume that any interpretation exceeding the threshold is a correct one.

To see how termination can reduce the search process, consider a simple example. Suppose we have a scene with  $s = 6$  features, a model with  $m = 2$  features, and a threshold of  $t = 3$ . In principle, the constrained search method would examine a tree of depth 6, the  $k^{th}$  level of which would have  $(m + 1)^k$  nodes to be examined, for a total of

$$\frac{(m + 1)^{s+1} - 1}{m}$$

different nodes. Of course, many of these nodes would not be examined because ancestor nodes in the tree would be inconsistent with the constraints, and the subsequent subtree could be pruned. Nonetheless, consider what happens when a threshold on search is included.

For simplicity, we consider the subtree below a node at the first level of the tree. In this case, there are in principle

$$\frac{(2 + 1)^{5+1} - 1}{2} = 364$$

nodes to be explored in this subtree. In Figure 5, we show the subtree under a node on the first level of the tree that would be searched when a threshold on interpretation length is used to prune the tree. Notice that once we reach a node with  $t$  assignments of data features to actual model features (i.e. not to the null character), we can terminate further downward search. Similarly, once we reach a node for which it is not possible to obtain a  $t$  interpretation, no matter what happens

to the remaining data features, we can again terminate further downward search. In the case shown in the figure, only 64 nodes need to be explored, almost an order of magnitude decrease in effort. As in the normal case, some of the nodes will not be reached due to inconsistencies in the constraints, but we can clearly see that in principle the number of nodes to be explored is reduced from the straightforward case.

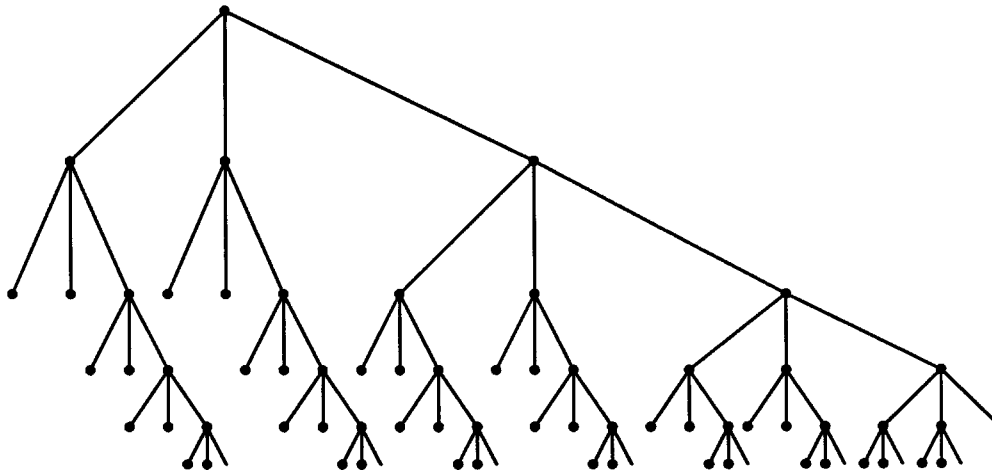


Figure 5. The portions of the interpretation tree under the first node that need to be explored using search termination. In this case, we have set  $m = 2$ ,  $s = 6$  and  $t = 3$ . The circles indicate nodes actually explored.

#### 4. The formal model

We will derive results on the effects of prematurely terminating the search process in several steps. We begin by defining a formal model for the probability of consistency of a node in the tree. Given that model, we derive an explicit expression for the expected number of nodes searched in a tree. We then bound this expression, and use these bounds to derive simpler order of growth bounds on the expected search. These are summarized in the corollaries to Proposition 3, in which we show that the expected search is cubic in the parameters of the problem.

We begin with the formal model for consistency. Since our method uses both unary and binary constraints, we need to model the probability that a data-model assignment is consistent and the probability that a pair of data-model assignments are consistent.

Similar to our earlier analysis [Grimson 1989], we let  $q_{i,I}$  denote the probability that assigning the  $i^{\text{th}}$  data element to the  $I^{\text{th}}$  model element is consistent, and we let  $q_{i,j;I,J}$  denote the probability that the pair of assignments  $i \mapsto I, j \mapsto J$  is consistent. Our model of the recognition problem is defined as follows.

For a single data-model pairing, if the pairing is part of the correct interpretation, the probability of consistency is simply 1. Similarly, any pairing involving the

null character is consistent with probability 1. If the pairing is not correct, we let the probability of consistency be  $p_1$ . Thus, we have

$$q_{i,I} = \begin{cases} 1 & \text{if } i \mapsto I \text{ is correct} \\ 1 & \text{if } I \text{ is the null character,} \\ p_1 & \text{otherwise.} \end{cases}$$

For a pair of assignments, suppose we are considering a match in which data fragments  $i, j$  are paired with model fragments  $I, J$  respectively. We will model the situation by saying that the consistency of this pair of pairs has probability 1 if these pairings are part of the correct interpretation, or if either of them is assigned to the null character. Otherwise we will assume that the probability of consistency is  $p_2$ . Note that this is essentially assuming a random distribution of edges. It is also assuming that pairs of model edges are distinctive, so that objects with partial symmetries are excluded. Thus, we have

$$q_{i,j;I,J} = \begin{cases} 1 & \text{if } i \mapsto I, j \mapsto J \text{ is correct} \\ 1 & \text{if either } I \text{ or } J \text{ are the null character,} \\ p_2 & \text{otherwise.} \end{cases}$$

Given a partial interpretation at a node, the probability of consistency is given by

$$\prod_i q_{i,I} \prod_{i \neq j} q_{i,j;I,J}.$$

We can use the above definitions for  $q$  to derive an explicit expression for the expected number of nodes in the tree.

**Proposition 1:** Assume that the data features that actually arise from the object of interest are uniformly interspersed among the spurious features, occurring with frequency

$$\delta = \frac{c}{s}.$$

Assume we are given a partial interpretation based on  $\ell - 1$  data features, of which  $u$  are correctly assigned, the remaining  $\ell - u - 1$  being matched to the null character. If we assign the next data feature to a real, but incorrect, model feature, then the number of nodes below this point in the tree that will on average be explored, denoted by  $W(s, u, \ell)$ , is given by

$$\begin{aligned} & p_1 \left[ \sum_{k=0}^{t-u-1} \sum_{i=0}^k \binom{k}{i} m^i p_1^{i - \lfloor \delta i \rfloor} p_2^{\binom{i+u+1}{2} - (u + \lfloor \delta i \rfloor)} \right. \\ & + \sum_{k=t-u}^{s-\ell-1} \left( \sum_{i=\max\{0, t-s+\ell+k-u-1\}}^{t-u-2} \binom{k-1}{i} m^{i+1} p_1^{(i+1) - \lfloor \delta(i+1) \rfloor} p_2^{\binom{i+u+2}{2} - (u + \lfloor \delta(i+1) \rfloor)} \right. \\ & \left. \left. + \sum_{i=\max\{0, t-s+\ell+k-u\}}^{t-u-2} \binom{k-1}{i} m^i p_1^{i - \lfloor \delta i \rfloor} p_2^{\binom{i+u+1}{2} - (u + \lfloor \delta i \rfloor)} \right) \right]. \end{aligned}$$

■

A proof of this proposition is deferred to the Appendix.

We can check the correctness of this expression by setting  $p_1$  and  $p_2$  to 1. Applying the resulting expression to the case of  $u = 0, \ell = 1, m = 2, s = 6, t = 3$ , as shown in Figure 5, yields the correct result of 64 nodes.

We can use Proposition 1 to establish bounds on the search of such a subtree. This is done in the following proposition:

**Proposition 2:** The expression of Proposition 1 can be bounded by:

$$W(s, u, \ell) \leq p_1 p_2^u \left[ (t - u)^{j_0(u)+1} \mu^{j_0(u)-1} + (s - \ell - t + u)(t - u - 1) [(s - \ell - 2)\mu]^{i_0(u, s - \ell - 1)} \times \left( 1 + m p_1^{1-\delta} p_2^{2u+1 - \frac{\delta^2 + \delta(2u-1)}{2}} \right) \right].$$

and by

$$W(s, u, \ell) \geq p_1 p_2^{2u} [s - t + u - \ell + 2] \left[ 1 - (t - u) m p_1^{1-\delta} p_2^{\frac{2u - \delta(2u-3) - \delta^2 + 2}{2}} \right]$$

where

$$\begin{aligned} \mu &= m p_1^{1-\delta} p_2^{f(u)} \\ f(u) &= \frac{2u(1-\delta) + 2 + \delta - \delta^2}{2} \\ j_0 &= \left\lfloor \frac{(t-u)\mu - 1}{1 + \mu} \right\rfloor \\ i_0 &= \left\lfloor \frac{(k-1)\nu - 1}{1 + \nu} \right\rfloor \\ \nu &= m p_1^{1-\delta} p_2^{\frac{2u(1-\delta) + 4 + \delta - 3\delta^2}{2}}. \end{aligned}$$

■

The previous claim gives us a lower bound on the expected search of a particular subtree. How do we use it to bound the search of the whole tree? Under the assumption that the  $c$  correct data features are uniformly interspersed throughout the full set of  $s$  data features, we can see that at the top level of the tree, we must search  $m$  subtrees, with  $u = 0, \ell = 1$ , that is, for each possible assignment of the first data feature to a real model feature, we must explore the appropriate subtree. Since the first data feature is not part of the true object, once we have exhausted these subtrees, we must move on to interpretations that exclude the first data point, by considering the portion of the tree below the node that pairs the first data point to the null character. Under this node, we consider pairings of the second data feature. Again, we must consider  $m$  subtrees, with  $u = 0, \ell = 2$ . We continue this process until we reach level  $\ell = \frac{1}{\delta}$ . In this case, we have a data feature that does have a correct match, and on average this will be found after we have searched  $\frac{m}{2}$  subtrees

at this level. We then repeat this process below this node in the tree, with  $u = 1$ , and so on. Hence, the expected total amount of search is given by:

$$W(s) = \sum_{j=0}^{t-1} \left( \left[ \sum_{i=1}^{\lfloor \frac{t}{\delta} \rfloor - 1} mW(s, j, \frac{1}{\delta}j + i) + 1 \right] + \frac{m}{2}W(s, j, \frac{1}{\delta}(j+1)) + 1 \right).$$

To obtain bounds on this expression, we simply need to substitute from Proposition 2, and simplify.

**Proposition 3:** Given a uniform distribution of correct data features among the spurious, and given the previously derived expression for the binary probability of consistency:

$$p_2 = \left( \frac{\kappa}{m} \right)^2,$$

the total amount of search expected is bounded by

$$\begin{aligned} W(s) \leq & \frac{t}{\delta} + \frac{mp_1}{\delta} \left[ t^{j_0+1} \mu^{j_0-1} \left( 1 + (t-1) \frac{\kappa^2}{m^2} \right) \right. \\ & + \gamma^{i_0} c(t-1) \left( \frac{1-p_2^t}{1-p_2} + \beta \frac{1-p_2^{(3-\delta)t}}{1-p_2^{(3-\delta)}} \right) \\ & - \gamma^{i_0} [(d-1)(t-1) + c] \left( \left[ \frac{p_2(1-p_2^t)}{(1-p_2)^2} - \frac{tp_2^t}{1-p_2} \right] \right. \\ & \left. \left. + \beta \left[ \frac{p_2^{(3-\delta)}(1-p_2^{(3-\delta)t})}{(1-p_2^{3-\delta})^2} - \frac{tp_2^{(3-\delta)t}}{1-p_2^{3-\delta}} \right] \right) \right] \end{aligned}$$

where

$$\begin{aligned} \gamma &= (s-3)\mu \\ i_0 &= \lfloor (s-3)\mu - 1 \rfloor \\ j_0 &= \lfloor \kappa^2 - 1 \rfloor \\ \beta &= mp_1^{1-\delta} p_2^{\frac{2-\delta^2+\delta}{2}} \\ c &= s-t - \frac{1}{2} \left( \frac{1}{\delta} + 1 \right) \\ d &= \frac{1}{\delta} - 1. \end{aligned}$$

and by

$$\begin{aligned} W(s) \geq & \frac{t}{\delta} + mp_1 \left[ a \frac{1-p_2^{2t}}{1-p_2^2} - b \frac{p_2^2(1-p_2^{2t})}{(1-p_2^2)^2} + \frac{btp_2^{2t}}{1-p_2^2} \right. \\ & \left. + \alpha \left( a \frac{1-p_2^{(3-\delta)t}}{1-p_2^{(3-\delta)}} - b \frac{p_2^{(3-\delta)}(1-p_2^{(3-\delta)t})}{(1-p_2^{(3-\delta)})^2} + \frac{btp_2^{(3-\delta)t}}{1-p_2^{(3-\delta)}} \right) \right]. \end{aligned}$$

where

$$\begin{aligned} a &= (s - t + 2) \left( \frac{1}{\delta} - \frac{1}{2} \right) - \frac{1}{2} \frac{1}{\delta} \left( \frac{1}{\delta} - 1 \right) \\ b &= \left( \frac{1}{\delta} - 1 \right) \left( \frac{1}{\delta} - \frac{1}{2} \right) \\ \alpha &= mp_1^{1-\delta} p_2^{\frac{3\delta-\delta^2+2}{2}}. \end{aligned}$$

■

The key results follow from this proposition.

**Corollary 3.1:** The order of magnitude of the expected search is given by:

$$o(W(s)) = ms \frac{s}{c}$$

and by

$$O(W(s)) = amts \frac{s}{c} \left( 1 + \frac{\kappa^2}{m} \right)^2 \left( \kappa^2 \frac{s}{m} \right)^{\lfloor \frac{s}{m} \kappa^2 - 1 \rfloor}$$

where  $a$  is a small constant.

**Proof:** For both bounds, we can simply identify the dominant term, substitute in the bounds on the variables, yielding

$$o(W(s)) = m \left( s - t + 2 - \frac{s}{2c} \right) \frac{s}{c} \quad (19)$$

and

$$O(W(s)) = mt \left( s - t - \frac{1}{2} - \frac{s}{2c} \right) \frac{s}{c} \left( 1 + \frac{\kappa^2}{m} \right)^2 \left( \kappa^2 \frac{s}{m} \right)^{\lfloor \frac{s}{m} \kappa^2 - 1 \rfloor}.$$

The simpler expressions follow. ■

**Corollary 3.2:** If the scene clutter and the noise in the data is such that

$$\frac{s}{m} < \frac{2}{\kappa^2}$$

then premature termination has an expected search that is of order

$$O(W(s)) = amts \frac{s}{c}$$

and

$$o(W(s)) = ms \frac{s}{c}.$$

**Proof:** If the conditions hold, then the exponent in the previous corollary becomes 0 and the upper bound on the search reduces to

$$O(W(s)) = mt \left( s - t - \frac{1}{2} - \frac{s}{2c} \right) \frac{s}{c} \left( 1 + \frac{\kappa^2}{m} \right)^2.$$

The simplification follows. ■

## 5. Implications of the results

Several interesting conclusions may be drawn from the above analysis. First, we note from Corollary 3.1, that we cannot guarantee that terminated search will result in a polynomial time algorithm, as the upper bound is still exponential. At the same time, however, the search is clearly reduced, as both the base and the exponent are much reduced.

Corollary 3.2 provides a fascinating result, however, since it indicates conditions on the problem under which the expected search does become polynomial, basically implying that if the scene clutter is small enough, a polynomial algorithm results. This has two interesting implications. If the number of scene features is small enough relative to the size of the model, it implies that terminated search will perform well. When the scene clutter increases, however, we must provide some form of grouping or selection to reduce the number of scene features actually considered in the search below

$$s < \frac{2m}{\kappa^2}.$$

Here, selection means isolating a subset of the data features most of which are believed to have come from a single instance of a known object.

This nicely extends our earlier results on the role of selection in efficient object recognition. The results of [Grimson 1989] imply that for pure constrained search, knowing that all of the data features are from a given object will reduce the expected search to the polynomial domain, but general constrained search remains exponential. This suggests that our selection mechanism must be very accurate at selecting out subsets of the data features for consideration, since if even one spurious point is included we must either use an exponential search method, or tolerate having the entire subset of data features being rejected. When premature search termination is added, however, Corollary 3.2 implies that we can tolerate considerably more uncertainty on the part of the selection process and still have an efficient search method. We simply require that the selection method allows an amount of spurious data that is bounded by the conditions of Corollary 3.2.

Also note that both Proposition 3, and its Corollaries, involve the constant  $\kappa$ , which is determined by properties of the object model and the sensing system. In particular,  $\kappa$  increases with increasing noise in the sensory data, and this, as expected, implies both that the amount of expected search will increase, and that the amount of spurious data that can be tolerated, while maintaining a polynomial algorithm, decreases. Standard values for  $\kappa$  are on the order of

$$\kappa \approx .2 \frac{P}{D}$$

where  $P$  is the total perimeter of the object (for the case of 2D objects) and  $D$  is the dimension of the image. Given this, we see that our conditions for a polynomial search are that

$$s \leq \frac{2m}{\kappa^2} \approx 50m \left( \frac{D}{P} \right)^2$$



so that if the object is of a size on the order of the image ( $P \approx D$ ), considerable amounts of spurious data are still tolerable, while maintaining a polynomial search algorithm.

### 5.1 Comparing search results

To more directly compare the results derived here, we can consider some earlier analysis of constrained search in object recognition. In [Grimson, 1989], we analyzed the combinatorial behavior of the constrained search approach, and show two major results. The first is that if all of the data are known to have come from a single object, so that we need not use the null character to exclude spurious data, then the amount of search was bounded by

$$m^2 \leq W_{no-occ} \leq p_1 m^2 + (1 + p_1 \kappa)^2 ms.$$

Hence the search process is polynomial in this case.

If, however, spurious data is included, we showed that the search is exponential. In our earlier analysis, we did not use any assumptions on the distribution of the correct sensory data features in the search process. To more directly compare the two methods, below we derive bounds on the constrained search process under the assumption of uniform distribution of the correct data features.

**Proposition 4:** If the sensory data arising from a correct interpretation are uniformly distributed among the spurious data, then the amount of search expended by the normal constrained search method is bounded by

$$m \frac{s}{c} 2^c \leq W_{occ} \leq m \frac{s}{c} 2^c + \frac{m}{\epsilon} [1 + \epsilon]^s \left[ 1 + \frac{p_2}{1 + \epsilon} \right]^{c-1} + \frac{m^3 s}{\kappa^2 c} [1 + p_2]^c.$$

■

With these results, it is clear that premature termination of the search process can significantly reduce the work involved in locating an object. From Corollary 3.2, we know that if the scene clutter is small enough, the expected search reduces to order

$$ms \frac{s}{c} \leq W_{term} \leq mts \frac{s}{c}.$$

This is clearly significantly smaller than the expressions in Proposition 4.

As a consequence, the main conclusion we can draw is that premature termination of a constrained search method can dramatically reduce the expected search required to recognize and locate objects in cluttered noisy data. To obtain polynomial time algorithms for recognition, we must keep the ratio of scene clutter to object size below a well defined bound, and this implies that for significantly cluttered scenes, some type of grouping or selection mechanism is needed to select out subsets of the data features that are likely to include a subset arising from an instance of a known object.

## Acknowledgements

The presentation of these results was considerably improved by comments from Berthold Horn, Daniel Huttenlocher, and Tomás Lozano-Pérez.

## Appendix

In this appendix, we present formal proofs of the propositions stated in the main text.

We begin by stating the main propositions from earlier analysis in Grimson [1989]. (Note that the numbers of the propositions refer to the numbers used in that article.) In that analysis, we first derived bounds on the number of consistent interpretations, both in the case of data known to have come from a single object, and in the case of spurious data.

**Proposition 1 [Grimson, 1989]:** If all of the  $k$  sensory measurements are known to lie on a single object with  $m$  features, then the number of interpretations  $n_k$  is bounded by

$$n_k \leq \left[1 + (m-1)p_1 p_2^{\frac{k-1}{2}}\right]^k.$$

and by

$$n_k \geq 1 + \left[p_2^{\frac{1}{2}} + p_1(m-1)\right]^k p_2^{\frac{k(k-1)}{2}} - p_2^{\frac{k^2}{2}}$$

where  $p_1$  is the probability of a random data-model assignment satisfying unary consistency, and  $p_2$  is the probability of a pair of random data-model assignments satisfying binary consistency. ■

**Proposition 2 [Grimson, 1989] :** Given an object with  $m$  faces and given  $k$  sensory data points, of which  $c$  actually lie on the object, the number of interpretations  $n_k^*$  is bounded by

$$\begin{aligned} n_k^* \leq & 2^c - [1 + p_2]^c + [1 + mp_1 p_2^{\frac{1}{2}}]^{k-c} [p_2 + 1 + mp_1 p_2^{\frac{1}{2}}]^c \\ & + mp_1 [1 - p_2^{\frac{c+1}{2}}] [1 + p_2]^{c-1} [k + p_2(k-c)] \end{aligned}$$

and by

$$\begin{aligned} n_k^* \geq & 2^c - [1 + p_2^{\frac{k-c}{2}}]^c + [1 + (m-1)p_1 p_2^{\frac{k-1}{2}}]^{k-c} [1 + (m-1)p_1 p_2^{\frac{k-1}{2}} + p_2^{\frac{k-1}{2}}]^c \\ & + p_1(m-1)[1 + p_2]^{c-1} [k + p_2(k-c)] \\ & - p_1(m-1)p_2^{\frac{k-1}{2}} [1 + p_2^{\frac{k-c}{2}}]^{c-1} [k + p_2^{\frac{k-c}{2}}(k-c)] \end{aligned}$$

where  $p_1$  is the probability of a random data-model assignment satisfying unary consistency, and  $p_2$  is the probability of a pair of random data-model assignments satisfying binary consistency. ■

To obtain order of magnitude expressions on the amount of search required to find these interpretations, we need to relate the probability of consistency to aspects of the problem. We established that the probability of consistency is inversely proportional to the number of model features, for a fixed amount of sensor noise and a fixed size object model:

**Proposition 3 [Grimson, 1989]:** Given a two dimensional object with  $m$  equal sized edges of length  $L$ , and given sensory data that is distributed uniformly in transform space with a uniform distribution of lengths, the expected probability of two random data-model pairings being consistent,  $p_2$ , is given by

$$p_2 = \left[ \frac{\kappa}{m} \right]^2$$

where

$$\kappa = \kappa_w = \sqrt{\frac{4\epsilon_a}{\pi} \left[ \pi(\epsilon_p^*)^2 + 2\epsilon_p^*(1 - h^*) \right] + \frac{\sin \epsilon_a}{\pi} (1 - h^*)^2} \left[ \frac{P}{D} \right]$$

in the worst case, and

$$\kappa = \kappa_u = \sqrt{\frac{4\epsilon_a}{\pi} \left[ \pi(\epsilon_p^*)^2 + \epsilon_p^*(1 - h^*) \right] + \frac{\sin \epsilon_a}{2\pi^2} (1 - h^*)^2} \left[ \frac{P}{D} \right]$$

in the uniform distribution case, and where  $\epsilon_a$  is a bound on the error in measuring orientation,  $\epsilon_p$  is a bound on the error in measuring position,  $h$  is the minimum length data edge,  $\epsilon_p^* = \frac{\epsilon_p}{L}$ ,  $h^* = \frac{h}{L}$ ,  $P$  is the perimeter of the object, and  $D$  is the dimension (width) of the image. ■

To illustrate the range of values for this constant, in Figure 6, we list the values for  $\kappa_u$  for a range of values of  $\epsilon_p^*$  and a range of values of  $P/D$ . We fix  $h^* = 2\epsilon_p^*$  and  $\epsilon_a = \tan^{-1} 2\epsilon_p^*$ . As expected, the constant increases with increasing noise, and as the size of the object increases.

$P/D =$	.125	.25	.5	1	2	4	8
$\epsilon_p^* = .01$	.002	.004	.008	.016	.033	.065	.131
$\epsilon_p^* = .1$	.021	.042	.085	.169	.338	.677	1.354
$\epsilon_p^* = .5$	.111	.222	.443	.886	1.772	3.545	7.090

Figure 6. Values for the constant  $\kappa_u$  for a range of values of  $\epsilon_p^*$  and a range of values of  $P/D$ . We fix  $h^* = 2\epsilon_p^*$  and  $\epsilon_a = \tan^{-1} 2\epsilon_p^*$ .

A similar result holds for three dimensional objects. This result can be used to establish the following two sets of bounds on the amount of search involved.

**Proposition 6 [Grimson, 1989]:** If all of the  $s$  sensory measurements are known to lie on a single two-dimensional object with  $m$  equal sized edges of length  $L$ ,

$m \geq 3$ , the sensory data is distributed uniformly in transform space, with a uniform length distribution, and if the noise is small enough, then the expected amount of search needed to find the interpretation is bounded by

$$m^2 \leq N_s \leq m^2 + ams$$

where  $a$  is a constant that depends on the object characteristics and the amount of noise in the sensory measurements. ■

**Proposition 9 [Grimson, 1989]:** If  $c_0$  of the  $k$  sensory measurements lie on a two-dimensional object with  $m$  equal sized edges of length  $L$ , the sensory data is distributed uniformly in transform space, with a uniform length distribution, and if the noise is small enough, then the expected amount of search needed to find the interpretations, for  $m$  large, is bounded by

$$\begin{aligned} N_s^* &\leq m \left[ \frac{[1 + p_1 \kappa]^s}{p_1 \kappa} + 2^{c_0} [s - c_0 + 1] \right. \\ &\quad \left. + p_1 m \left[ \frac{1}{\alpha^2} + [1 + \alpha]^{c_0} \left[ \binom{s}{2} - \binom{c_0}{2} + \frac{c_0}{\alpha(1 + \alpha)} \right] \right] \right] \\ N_s^* &\geq m \left[ 2^{c_0+1} + s - c_0 - 3 \right] \end{aligned}$$

where

$$\alpha = \frac{\kappa^2}{m^2}$$

and where  $\kappa$  is a constant the depends on the object characteristics and the amount of sensor noise, and  $p_1$  is the probability of a random data-model assignment satisfying unary consistency. ■

Given these results as a basis, the text of the paper presents a similar analysis for the case of premature termination. The main results, with proofs, are summarized below.

**Proposition 1:** Assume that the data features that actually arise from the object of interest are uniformly interspersed among the spurious features, occurring with frequency

$$\delta = \frac{c}{s}.$$

Assume we are given a partial interpretation based on  $\ell - 1$  data features, of which  $u$  are correctly assigned, the remaining  $\ell - u - 1$  being matched to the null character. If we assign the next data feature to a real, but incorrect, model feature, then the number of nodes below this point in the tree that will on average be explored, denoted by  $W(s, u, \ell)$ , is given by

$$p_1 \left[ \sum_{k=0}^{\ell-u-1} \sum_{i=0}^k \binom{k}{i} m^i p_1^{i - \lfloor \delta i \rfloor} p_2^{\binom{i+u+1}{2} - \binom{u+\lfloor \delta i \rfloor}{2}} \right]$$

$$\begin{aligned}
& + \sum_{k=t-u}^{s-\ell-1} \left( \sum_{i=\max\{0, t-s+\ell+k-u-1\}}^{t-u-2} \binom{k-1}{i} m^{i+1} p_1^{(i+1)-\lfloor \delta(i+1) \rfloor} p_2^{\binom{i+u+2}{2} - (u+\lfloor \delta(i+1) \rfloor)} \right. \\
& \left. + \sum_{i=\max\{0, t-s+\ell+k-u\}}^{t-u-2} \binom{k-1}{i} m^i p_1^{i-\lfloor \delta i \rfloor} p_2^{\binom{i+u+1}{2} - (u+\lfloor \delta i \rfloor)} \right). \quad (1)
\end{aligned}$$

■

**Proof:** We can see how this sum arises by the following argument. First, the probability that this assignment satisfies the unary constraints is given by  $p_1$  which multiplies the remaining summations. Since we already have a  $u$ -interpretation in hand, and since we are assigning the next data feature a non-null character, we must explore the next  $t - u - 1$  levels in detail. Hence the first sum in the expression counts the number of nodes in this case. The summation over  $k$  counts the number of nodes at each succeeding level, and the summation over  $i$  counts the nodes at a particular level, by considering the number of features assigned a non null character. For  $i$  such features, there are  $\binom{k}{i}$  different ways of selecting them, and for each one, there are  $m$  possible assignments. To determine the consistency, we multiply by the probability of applicable unary and binary constraints holding true. Note that the exponent for the unary constraint probability counts those data-model assignments that are not correct. The exponent for the binary constraint probability counts the total number of possible pairs of data-model assignments, minus those involving only correct assignments.

Once we have reached the level in the tree at which the first possible  $t$  interpretations may occur, our search narrows. In particular, we need not consider exploring portions of the tree for which interpretations of size larger than  $t$  are involved, and we need not consider exploring portions of the tree for which interpretations of size  $t$  are impossible. The remaining two summations count these cases, the first one counting those cases in which the most recently assigned data feature has been given a non null character, and the second one counting those cases for which the most recently assigned data feature has been matched to the null character. ■

**Proposition 2:** The expression of Proposition 1 can be bounded by:

$$\begin{aligned}
W(s, u, \ell) \leq & p_1 p_2^u \left[ (t-u)^{j_0(u)+1} \mu^{j_0(u)-1} \right. \\
& + (s-\ell-t+u)(t-u-1) [(s-\ell-2)\mu]^{i_0(u, s-\ell-1)} \times \\
& \left. \times \left( 1 + m p_1^{1-\delta} p_2^{2u+1-\frac{\delta^2+\delta(2u-1)}{2}} \right) \right]. \quad (10)
\end{aligned}$$

and by

$$W(s, u, \ell) \geq p_1 p_2^{2u} [s-t+u-\ell+2] \left[ 1 - (t-u) m p_1^{1-\delta} p_2^{\frac{2u-\delta(2u-3)-\delta^2+2}{2}} \right]. \quad (16)$$

where

$$\begin{aligned}\mu &= mp_1^{1-\delta} p_2^{f(u)} \\ f(u) &= \frac{2u(1-\delta) + 2 + \delta - \delta^2}{2} \\ j_0 &= \lfloor \frac{(t-u)\mu - 1}{1 + \mu} \rfloor \\ i_0 &= \lfloor \frac{(k-1)\nu - 1}{1 + \nu} \rfloor \\ \nu &= mp_1^{1-\delta} p_2^{\frac{2u(1-\delta) + 4 + \delta - 3\delta^2}{2}}.\end{aligned}$$

**Proof:** To use equation (1), we want to obtain closed form bounds on the sums. We begin with an upper bound.

Consider the first sum in equation (1). First, we can use

$$\delta i - 1 \leq \lfloor \delta i \rfloor \leq \delta i$$

to remove the dependence on  $\lfloor \cdot \rfloor$ . Second, since  $p_2 \leq 1$ , we can get an upper bound on the expression by replacing the resulting exponent for  $p_2$  with a linear expression in  $i$  that is smaller than the current exponent, in particular by replacing terms in  $i^2$  by similar terms in  $i$ . This leads to the upper bound for the first summation of

$$p_2^u \sum_{k=0}^{t-u-1} [1 + \mu]^k$$

where

$$\begin{aligned}\mu &= mp_1^{1-\delta} p_2^{f(u)} \\ f(u) &= \frac{2u(1-\delta) + 2 + \delta - \delta^2}{2}.\end{aligned}$$

We can simplify this by using the geometric progression, to yield:

$$p_2^u \frac{[1 + \mu]^{t-u} - 1}{\mu}. \quad (2)$$

This is still an exponential, albeit a small one. We can reduce this further, by observing that

$$[1 + \mu]^{t-u} = \sum_{j=0}^{t-u} \binom{t-u}{j} \mu^j \quad (3)$$

and asking when the largest term occurs.

In general

$$\sum_{j=0}^n \binom{m}{j} \epsilon^j$$

will reach a maximum for the smallest  $j$  such that the  $j^{\text{th}}$  term is larger than the  $j + 1^{\text{st}}$  term. This implies

$$j + 1 \geq (m - j)\epsilon$$

or equivalently that the index for the largest term is

$$j = \lfloor \frac{m\epsilon - 1}{1 + \epsilon} \rfloor. \quad (4)$$

In our particular case, we let

$$j_0 = \lfloor \frac{(t-u)\mu - 1}{1 + \mu} \rfloor.$$

An examination of  $\mu$  under the limits on  $\delta$  and  $u$  shows that

$$mp_1 p_2^u \leq \mu \leq mp_2.$$

In [Grimson 1989], we showed that if the data features are randomly distributed, then the probability of binary consistency is given by

$$p_2 = \left(\frac{\kappa}{m}\right)^2$$

where  $\kappa$  is a constant that depends on the characteristics of the object model and the amount of sensor noise. Substituting, we see that

$$0 \leq \mu \leq \frac{\kappa^2}{m}.$$

Hence

$$j_0 \leq \lfloor \kappa^2 - 1 \rfloor.$$

Using equation (3), we have

$$\begin{aligned} [1 + \mu]^{t-u} &\leq 1 + (t-u) \binom{t-u}{j_0} \mu^{j_0} \\ &\leq 1 + (t-u)^{j_0+1} \mu^{j_0} \end{aligned}$$

and substitution into equation (2) implies that an upper bound on the first summation in equation (1) is given by

$$p_2^u (t-u)^{j_0(u)+1} \mu^{j_0(u)-1}. \quad (5)$$

Now consider the second summation in equation (1). This is bounded above by

$$\sum_{k=t-u}^{s-\ell-1} \sum_{i=0}^{t-u-2} \binom{k-1}{i} m^{i+1} p_1^{(i+1)-\lfloor \delta(i+1) \rfloor} p_2^{\binom{i+u+2}{2} - (u+\lfloor \delta(i+1) \rfloor)i}. \quad (6)$$

We can use the same method as above, replacing the exponent for  $p_2$  with a smaller exponent linear in  $i$ , which yields an upper bound on expression (6) of

$$\sum_{k=t-u}^{s-\ell-1} \sum_{i=0}^{t-u-2} \binom{k-1}{i} m p_1^{1-\delta} p_2^{2u+1-\frac{\delta^2+\delta(2u-1)}{2}} (m p_1^{1-\delta} p_2^g(u))^i$$

where

$$g(u) = \frac{2u(1-\delta) + 4 + \delta - 3\delta^2}{2}.$$

If we let

$$\nu = m p_1^{1-\delta} p_2^g$$

then a similar analysis to the first case indicates that the largest term occurs for index

$$i_0(u, k) = \lfloor \frac{(k-1)\nu - 1}{1 + \nu} \rfloor.$$

This allows us to reduce the bound for equation (6) further, to

$$\sum_{k=t-u}^{s-\ell-1} m p_1^{1-\delta} p_2^{2u+1-\frac{\delta^2+\delta(2u-1)}{2}} (t-u-1) [(k-1)\nu]^{i_0(u,k)}. \quad (7)$$

Now the maximum value for  $\nu$  is the same as the maximum for  $\mu$ , namely

$$\nu \leq \frac{\kappa^2}{m}.$$

Hence,  $k\nu$  can be on the order of  $\frac{s}{m}\kappa^2$  which in general will be larger than 1. This implies that the largest term in the summation in equation (7) will occur for  $i_0$  as large as possible, and this leads to the following bound for the second summation in equation (1):

$$m p_1^{1-\delta} p_2^{2u+1-\frac{\delta^2+\delta(2u-1)}{2}} (s-\ell-t+u)(t-u-1) [(s-\ell-2)\nu]^{i_0(u,s-\ell-1)}. \quad (8)$$

A similar analysis of the third summation yields a bound of

$$(s-\ell-t+u)(t-u-1) p_2^u [(s-\ell-2)\mu]^{i_1(u,s-\ell-1)}, \quad (9)$$

where

$$i_1(u,k) = \lfloor \frac{(k-1)\mu-1}{1+\mu} \rfloor.$$

By piecing together equations (5), (8) and (9), and by noting that  $\nu \leq \mu$ , we have as an upper bound:

$$\begin{aligned} W(s,u,\ell) &\leq p_1 p_2^u \left[ (t-u)^{j_0(u)+1} \mu^{j_0(u)-1} \right. \\ &\quad \left. + (s-\ell-t+u)(t-u-1) [(s-\ell-2)\mu]^{i_0(u,s-\ell-1)} \times \right. \\ &\quad \left. \times \left( 1 + m p_1^{1-\delta} p_2^{2u+1-\frac{\delta^2+\delta(2u-1)}{2}} \right) \right]. \quad (10) \end{aligned}$$

Now consider a lower bound on equation (1). Consider the first sum:

$$\sum_{k=0}^{t-u-1} \sum_{i=0}^k \binom{k}{i} m^i p_1^{i-\lfloor \delta i \rfloor} p_2^{(i+u+1)-\binom{u+\lfloor \delta i \rfloor}{2}} \quad (11)$$

To reduce this expression, we need to replace the exponent for  $p_2$  with a larger expression linear in  $i$ . Replacing  $\lfloor \delta i \rfloor$  with  $\delta i - 1$ , and replacing quadratic terms in  $i$  with linear ones, we get a lower bound on equation (11) of

$$\sum_{k=0}^{t-u-1} \sum_{i=0}^k \binom{k}{i} m^i p_1^{(1-\delta)i} p_2^{2u} p_2^{h(u,k)i} \quad (12)$$

where

$$h(u,k) = \frac{k(1-\delta^2) + 2u + 1 + 2\delta(1-u) + \delta}{2}.$$

By Vandermondes Binomial Theorem, this reduces to

$$p_1 p_2^{2u} \sum_{k=0}^{t-u-1} \left[ 1 + m p_1^{(1-\delta)} p_2^h \right]^k.$$



Since we are seeking a lower bound on this expression, we note that the term in the summation is always greater than 1, and we obtain as a lower bound for equation (12):

$$p_1 p_2^{2u} (t - u). \quad (13)$$

Now, consider the second summation in equation (1)

$$\sum_{k=t-u}^{s-\ell-1} \sum_{i=\max\{0, t-s+\ell+k-u-1\}}^{t-u-2} \binom{k-1}{i} m^{i+1} p_1^{(i+1)-\lfloor \delta(i+1) \rfloor} p_2^{\binom{i+u+2}{2} - (u+\lfloor \frac{\delta(i+1)}{2} \rfloor)}.$$

We can bound this below by only considering terms for which  $i$  runs from 0 to  $t - u - 2$ :

$$\sum_{k=t-u}^{s+u+1-t-\ell} \left[ \sum_{i=0}^{t-u-2} \binom{k-1}{i} m^{i+1} p_1^{(i+1)-\lfloor \delta(i+1) \rfloor} p_2^{\binom{i+u+2}{2} - (u+\lfloor \frac{\delta(i+1)}{2} \rfloor)} \right].$$

As in the previous case, we can obtain a new lower bound, by replacing the exponent for  $p_2$  with a larger expression that is linear in  $i$ . Using the same method as above, this leads to a lower bound on the second summation of

$$m p_1^{2-\delta} p_2^{3u - \frac{\delta(2u-3)+\delta^2}{2}} (s - 2t + 2u - \ell + 2). \quad (14)$$

Similarly, the third summation can be bounded below by the same methods by

$$p_1 p_2^{2u} (s - 2t + 2u - \ell + 2). \quad (15)$$

By piecing together equations (13), (14) and (15), we obtain

$$W(s, u, \ell) \geq p_1 p_2^{2u-1} [s - t + u - \ell + 2] \left[ 1 - (t - u) m p_1^{1-\delta} p_2^{\frac{2u-\delta(2u-3)-\delta^2+2}{2}} \right]. \quad (16)$$

■

**Proposition 3:** Given a uniform distribution of correct data features among the spurious, and given the previously derived expression for the binary probability of consistency:

$$p_2 = \left( \frac{\kappa}{m} \right)^2,$$

the total amount of search expected is bounded by

$$\begin{aligned} W(s) \leq & t \frac{1}{\delta} + \frac{m p_1}{\delta} \left[ t^{j_0+1} \mu^{j_0-1} \left( 1 + (t-1) \frac{\kappa^2}{m^2} \right) \right. \\ & + \gamma^{i_0} c (t-1) \left( \frac{1-p_2^t}{1-p_2} + \beta \frac{1-p_2^{(3-\delta)t}}{1-p_2^{(3-\delta)}} \right) \\ & - \gamma^{i_0} [(d-1)(t-1) + c] \left( \left[ \frac{p_2(1-p_2^t)}{(1-p_2)^2} - \frac{t p_2^t}{1-p_2} \right] \right. \\ & \left. \left. + \beta \left[ \frac{p_2^{(3-\delta)}(1-p_2^{(3-\delta)t})}{(1-p_2^{3-\delta})^2} - \frac{t p_2^{(3-\delta)t}}{1-p_2^{3-\delta}} \right] \right) \right] \quad (18) \end{aligned}$$

where

$$\begin{aligned}\gamma &= (s-3)\mu \\ i_0 &= \lfloor (s-3)\mu - 1 \rfloor \\ j_0 &= \lfloor \kappa^2 - 1 \rfloor \\ \beta &= mp_1^{1-\delta} p_2^{\frac{2-\delta^2+\delta}{2}} \\ c &= s-t - \frac{1}{2} \left( \frac{1}{\delta} + 1 \right) \\ d &= \frac{1}{\delta} - 1.\end{aligned}$$

and by

$$\begin{aligned}W(s) \geq \frac{t}{\delta} + mp_1 \left[ a \frac{1-p_2^{2t}}{1-p_2^2} - b \frac{p_2^2(1-p_2^{2t})}{(1-p_2^2)^2} + \frac{btp_2^{2t}}{1-p_2^2} \right. \\ \left. + \alpha \left( a \frac{1-p_2^{(3-\delta)t}}{1-p_2^{(3-\delta)}} - b \frac{p_2^{(3-\delta)}(1-p_2^{(3-\delta)t})}{(1-p_2^{(3-\delta)})^2} + \frac{btp_2^{(3-\delta)t}}{1-p_2^{(3-\delta)}} \right) \right]. \quad (17)\end{aligned}$$

where

$$\begin{aligned}a &= (s-t+2) \left( \frac{1}{\delta} - \frac{1}{2} \right) - \frac{1}{2\delta} \left( \frac{1}{\delta} - 1 \right) \\ b &= \left( \frac{1}{\delta} - 1 \right) \left( \frac{1}{\delta} - \frac{1}{2} \right) \\ \alpha &= mp_1^{1-\delta} p_2^{\frac{3\delta-\delta^2+2}{2}}.\end{aligned}$$

■

**Proof:** The previous claim gives us a lower bound on the expected search of a particular subtree. How do we use it to bound the search of the whole tree? Under the assumption that the  $c$  correct data features are uniformly interspersed throughout the full set of  $s$  data features, we can see that at the top level of the tree, we must search  $m$  subtrees, with  $u = 0, \ell = 1$ , that is, for each possible assignment of the first data feature to a real model feature, we must explore the appropriate subtree. Since the first data feature is not part of the true object, once we have exhausted these subtrees, we must move on to interpretations that exclude the first data point, by considering the portion of the tree below the node that pairs the first data point to the null character. Under this node, we consider pairings of the second data feature. Again, we must consider  $m$  subtrees, with  $u = 0, \ell = 2$ . We continue this process until we reach level  $\ell = \frac{1}{\delta}$ . In this case, we have a data feature that does have a correct match, and on average this will be found after we have searched  $\frac{m}{2}$  subtrees at this level. We then repeat this process below this node in the tree, with  $u = 1$ , and so on. Hence, the expected total amount of search is given by:

$$W(s) = \sum_{j=0}^{t-1} \left( \left[ \sum_{i=1}^{\lfloor \frac{1}{\delta} - 1 \rfloor} mW(s, j, \frac{1}{\delta}j + i) + 1 \right] + \frac{m}{2}W(s, j, \frac{1}{\delta}(j+1)) + 1. \right)$$

To derive a lower bound on this expression, we can substitute from equation (16), and execute the summation over  $i$  to obtain:

$$W(s) \geq t \left( \frac{1}{\delta} \right) + mp_1 \sum_{j=0}^{t-1} \sum_{i=1}^{\frac{1}{\delta}-1} p_2^{2j} [a - bj] \left[ 1 + \alpha(t-j)p_2^{(1-\delta)j} \right]$$

where

$$\begin{aligned} a &= (s - t + 2) \left( \frac{1}{\delta} - \frac{1}{2} \right) - \frac{1}{2\delta} \left( \frac{1}{\delta} - 1 \right) \\ b &= \left( \frac{1}{\delta} - 1 \right) \left( \frac{1}{\delta} - \frac{1}{2} \right) \\ \alpha &= mp_1^{1-\delta} p_2^{\frac{3\delta-\delta^2+2}{2}}. \end{aligned}$$

To further simplify this expression, we can use the identity for the geometric progression:

$$\sum_{i=1}^{t-1} q^i = \frac{q^t - q}{q - 1}$$

and a derivative of this to yield:

$$\sum_{i=1}^{t-1} iq^i = \frac{q(1-q^t)}{(1-q)^2} - \frac{tq^t}{1-q}$$

to get

$$\begin{aligned} W(s) \geq \frac{t}{\delta} + mp_1 \left[ a \frac{1-p_2^{2t}}{1-p_2^2} - b \frac{p_2^2(1-p_2^{2t})}{(1-p_2^2)^2} + \frac{bt p_2^{2t}}{1-p_2^2} \right. \\ \left. + \alpha \left( a \frac{1-p_2^{(3-\delta)t}}{1-p_2^{(3-\delta)}} - b \frac{p_2^{(3-\delta)}(1-p_2^{(3-\delta)t})}{(1-p_2^{(3-\delta)})^2} + \frac{bt p_2^{(3-\delta)t}}{1-p_2^{(3-\delta)}} \right) \right]. \end{aligned} \quad (17)$$

We can also derive an upper bound on the total search involved, by considering:

$$\begin{aligned} W(s) &\leq \sum_{j=0}^{t-1} \sum_{i=1}^{\frac{1}{\delta}} mW(s, j, \frac{1}{\delta}j + i) + 1 \\ &= t \frac{1}{\delta} + m \sum_{j=0}^{t-1} \sum_{i=1}^{\frac{1}{\delta}} W(s, j, \frac{1}{\delta}j + i). \end{aligned}$$

We can substitute from equation (10) and reduce the summation over  $i$  by bounding terms from above to yield

$$\begin{aligned} W(s) \leq t \frac{1}{\delta} + \frac{mp_1}{\delta} \sum_{j=0}^{t-1} p_2^j \left[ (t-j)^{j_0(j)+1} \mu^{j_0(j)-1} \right. \\ \left. + \left[ s - t - \frac{1}{2} - \frac{1}{2\delta} - j \left( \frac{1}{\delta} - 1 \right) \right] [t-j-1] \times \right. \\ \left. \times \left( 1 + \beta p_2^{(2-\delta)j} \right) \left[ \left( s - \frac{1}{\delta}j - 3 \right) \mu \right]^{i_0(j, s - \frac{1}{\delta}j - 2)} \right] \end{aligned}$$

where

$$\beta = mp_1^{1-\delta} p_2^{\frac{2-\delta^2+\delta}{2}}.$$

To reduce this, we note from our previous analysis that

$$j_0(j) \leq \lfloor \kappa^2 - 1 \rfloor$$

and similarly

$$i_0(j, s - \frac{1}{\delta}j - 2) \leq \lfloor (s - 3)\mu - 1 \rfloor.$$

This yields

$$W(s) \leq t \frac{1}{\delta} + \frac{mp_1}{\delta} \left[ \sum_{j=0}^{t-1} (t-j)^{j_0+1} \mu^{j_0-1} p_2^j + \sum_{j=0}^{t-1} p_2^j \left( 1 + \beta p_2^{(2-\delta)j} \right) (c - dj) (t-j-1) \gamma^{i_0} \right]$$

where

$$\begin{aligned} \gamma &= (s-3)\mu \\ c &= \left( s - t - \frac{1}{2} \left( \frac{1}{\delta} + 1 \right) \right) \\ d &= \left( \frac{1}{\delta} - 1 \right) \\ i_0 &= \lfloor (s-3)\mu - 1 \rfloor \\ j_0 &= \lfloor \kappa^2 - 1 \rfloor. \end{aligned}$$

We can reduce the remaining summations by expanding out the first term, then bounding each remaining term in the summation by the largest term, which in this case is the second term. Using the results from above on the geometric progression and its derivatives, this leads to

$$\begin{aligned} W(s) &\leq t \frac{1}{\delta} + \frac{mp_1}{\delta} \left[ t^{j_0+1} \mu^{j_0-1} \left( 1 + (t-1) \frac{\kappa^2}{m^2} \right) \right. \\ &\quad + \gamma^{i_0} c (t-1) \left( \frac{1-p_2^t}{1-p_2} + \beta \frac{1-p_2^{(3-\delta)t}}{1-p_2^{(3-\delta)}} \right) \\ &\quad - \gamma^{i_0} [(d-1)(t-1) + c] \left( \left[ \frac{p_2(1-p_2^t)}{(1-p_2)^2} - \frac{tp_2^t}{1-p_2} \right] \right. \\ &\quad \left. \left. + \beta \left[ \frac{p_2^{(3-\delta)}(1-p_2^{(3-\delta)t})}{(1-p_2^{3-\delta})^2} - \frac{tp_2^{(3-\delta)t}}{1-p_2^{3-\delta}} \right] \right) \right]. \quad (18) \end{aligned}$$

■

**Proposition 4:** If the sensory data arising from a correct interpretation are uniformly distributed among the spurious data, then the amount of search expended

by the normal constrained search method is bounded by

$$m \frac{s}{c} 2^c \leq W_{occ} \leq m \frac{s}{c} 2^c + \frac{m}{\epsilon} [1 + \epsilon]^s \left[1 + \frac{p_2}{1 + \epsilon}\right]^{c-1} + \frac{m^3 s}{\kappa^2 c} [1 + p_2]^c.$$

**Proof:**

In [Grimson 1989] we showed that the number of nodes at the  $k^{th}$  level of the tree is bounded by

$$\begin{aligned} 2^{c(k)} \leq n_k \leq 2^{c(k)} &+ \left[1 + mp_1 p_2^{\frac{1}{2}}\right]^{k-c(k)} \left[1 + p_2 + mp_1 p_2^{\frac{1}{2}}\right]^{c(k)} \\ &+ mp_1 \left[1 - p_2^{\frac{c(k)+1}{2}}\right] [1 + p_2]^{c(k)-1} [k + p_2(k - c(k))] \end{aligned}$$

where  $c(k)$  is the number of data features actually part of the correct interpretation. Using our earlier assumption that

$$c(k) = \delta k$$

we can estimate bounds on the amount of search in the normal case by considering

$$\begin{aligned} m \sum_{k=1}^{s-1} n_k \leq m \sum_{k=1}^{s-1} 2^{\delta k} &+ \left[1 + mp_1 p_2^{\frac{1}{2}}\right]^{k-\delta k} \left[1 + p_2 + mp_1 p_2^{\frac{1}{2}}\right]^{\delta k} \\ &+ mp_1 \left[1 - p_2^{\frac{\delta k+1}{2}}\right] [1 + p_2]^{\delta k-1} [k + p_2(k - \delta k)]. \end{aligned}$$

Consider the first term:

$$m \sum_{k=1}^{s-1} s^{\delta k}.$$

Actually, if we are careful in our considerations, this sum is really

$$m \sum_{k=1}^{s-1} s^{\lfloor \delta k \rfloor}$$

and this reduces to

$$m \frac{1}{\delta} \sum_{k=1}^{c-1} 2^k \leq m \frac{s}{c} 2^c.$$

Similarly, the second term is

$$m \sum_{k=1}^{s-1} [1 + \epsilon]^{k - \lfloor \delta k \rfloor} [1 + p_2 + \epsilon]^{\lfloor \delta k \rfloor}$$

where

$$\epsilon = mp_1 p_2^{\frac{1}{2}} = \kappa p_1.$$

This reduces to

$$m \sum_{k=1}^{c-1} \left( \sum_{j=1}^{\lfloor \frac{1}{2} - 1 \rfloor} [1 + \epsilon]^{\frac{1}{2}k + j} \right) \left[1 + \frac{p_2}{1 + \epsilon}\right]^k$$

and by using the same trick of finding the maximal term in a sum, this reduces to

$$\frac{m}{\epsilon} [1 + \epsilon]^s \left[1 + \frac{p_2}{1 + \epsilon}\right]^{c-1}.$$

A similar argument can be applied to the remaining term in the summation, yielding

$$\frac{mp_1 s}{p_2} \frac{s}{c} [1 + p_2]^c.$$

Combining all three of these bounds together, we have

$$W_{occ} \leq m \frac{s}{c} 2^c + \frac{m}{\epsilon} [1 + \epsilon]^s \left[ 1 + \frac{p_2}{1 + \epsilon} \right]^{c-1} + \frac{m^3 s}{\kappa^2 c} [1 + p_2]^c.$$

■

## References

- Ayache, N. & O.D. Faugeras, 1986, "HYPER: A new approach for the recognition and positioning of two-dimensional objects," *IEEE Trans. Pat. Anal. Mach. Intel.*, **8** no. 1, pp. 44-54.
- Ballard, D.H., 1981, "Generalizing the Hough transform to detect arbitrary patterns," *Pattern Recogn.*, **13** no. 2, pp. 111-122.
- Bolles, R.C. & R.A. Cain, 1982, "Recognizing and locating partially visible objects: The Local Feature Focus Method," *Int. Journ. Robotics Res.*, **1** no. 3, pp. 57-82.
- Drumheller, M., 1987, "Mobile robot localization using sonar," *IEEE Trans. Pat. Anal. Mach. Intel.*, **9** no. 2, pp. 325-332.
- Faugeras, O.D. & M. Hebert, 1986, "The representation, recognition and locating of 3-D objects," *Int. J. Robotics Research*, **5** no. 3, pp. 27-52.
- Freuder, E.C., 1978, "Synthesizing constraint expressions," *Comm. of the ACM*, **21** no. 11, pp. 958-966.
- Freuder, E.C., 1982, "A sufficient condition for backtrack-free search," *J. ACM*, **29** no. 1, pp. 24-32.
- Gaschnig, J., 1979, Performance measurement and analysis of certain search algorithms, Ph. D. Thesis, Carnegie-Mellon University, Computer Science.
- Gaston, P.C. & T. Lozano-Pérez, 1984, "Tactile recognition and localization using object models: The case of polyhedra on a plane," *IEEE Trans. Pat. Anal. Mach. Intel.*, **6** no. 3, pp. 257-265.
- Grimson, W.E.L., 1989, "The combinatorics of object recognition in cluttered environments using constrained search," *Artificial Intelligence*, to appear.
- Grimson, W.E.L. & D.P. Huttenlocher, 1988, "On the sensitivity of the Hough transform for object recognition," *Second Intl. Conf. on Computer Vision*, Tarpon Springs, FL., pp. 700-706.
- Grimson, W.E.L. & D.P. Huttenlocher, 1989, "On Choosing Thresholds for Terminating Search in Object Recognition," 1110, M.I.T. Artificial Intelligence Laboratory, to appear.
- Grimson, W.E.L. & T. Lozano-Pérez, 1984, "Model-based recognition and localization from sparse range or tactile data," *Int. Journ. Robotics Res.*, **3** no. 3, pp. 3-35.

- Grimson, W.E.L. & T. Lozano-Pérez, 1987, "Localizing overlapping parts by searching the interpretation tree," *IEEE Trans. Pat. Anal. Mach. Intel.*, **9** no. 4, pp. 469-482.
- Haralick, R.M. & G.L. Elliot, 1980, "Increasing tree search efficiency for constraint satisfaction problems," *Artificial Intelligence*, **14**, pp. 263-313.
- Haralick, R.M. & L.G. Shapiro, 1979, "The consistent labeling problem: Part 1," *IEEE Trans. Pattern Anal. Machine Intell.*, **1** no. 4, pp. 173-184.
- Huttenlocher, D.P. & S. Ullman, 1987, "Object recognition using alignment," *Proc. First Intern. Conf. Comp. Vision*, London, pp. 102-111.
- Huttenlocher, D.P., 1989, "Three-Dimensional Recognition of Solid Objects from a Two-Dimensional Image," 1045, M.I.T. Artificial Intelligence Laboratory.
- Jacobs, D.W., 1987,—unknown type of reference—
- Jacobs, D.W., 1988, "The Use of Grouping in Visual Object Recognition," 1023, M.I.T. Artificial Intelligence Laboratory.
- Lowe, D.G., 1985, *Perceptual Organization and Visual Recognition*, Boston, Kluwer Academic Publishers.
- Lowe, D.G., 1987, "Three-Dimensional Object Recognition from Single Two-Dimensional Images," *Artificial Intelligence*, **31**, pp. 355-395.
- Mackworth, A.K., 1977, "Consistency in networks of constraints," *Artificial Intelligence*, **8**, pp. 99-118.
- Mackworth, A.K. & E.C. Freuder, 1985, "The complexity of some polynomial network consistency algorithms for constraint satisfaction problems," *Artificial Intelligence*, **25**, pp. 65-74.
- Montanari, U., 1974, "Networks of constraints: Fundamental properties and applications to picture processing," *Inform. Sci.*, **7**, pp. 95-132.
- Murray, D.W., 1987a, "Model-based recognition using 3D structure from motion," *Image and Vision Computing*, pp. 85-90.
- Murray, D.W., 1987b, "Model-based recognition using 3D shape alone," *Computer Vision, Graphics and Image Processing*, **40**, pp. 250-266.
- Murray, D.W. & D.B. Cook, 1988, "Using the orientation of fragmentary 3D edge segments for polyhedral object recognition," *Intern. Journ. Computer Vision*, **2** no. 2, pp. 153-169.
- Nudel, B., 1983, "Consistent-labeling problems and their algorithms: Expected-complexities and theory-based heuristics," *Artificial Intelligence*, **21**, pp. 135-178.
- Waltz, D., 1975, "Understanding line drawings of scenes with shadows," *The Psychology of Computer Vision*, edited by P. Winston, New York, McGraw Hill, pp. 19 - 91.

*This blank page was inserted to preserve pagination.*



**CS-TR Scanning Project**  
**Document Control Form**

Date : 1/26/95

Report # AIM-111

Each of the following should be identified by a checkmark:

Originating Department:

- Artificial Intelligence Laboratory (AI)  
 Laboratory for Computer Science (LCS)

Document Type:

- Technical Report (TR)     Technical Memo (TM)  
 Other: \_\_\_\_\_

**Document Information**

Number of pages: 31 (37-images)  
Not to include DOD forms, printer instructions, etc... original pages only.

Originals are:

- Single-sided or  
 Double-sided

Intended to be printed as :

- Single-sided or  
 Double-sided

Print type:

- Typewriter     Offset Press     Laser Print  
 InkJet Printer     Unknown     Other: \_\_\_\_\_

Check each if included with document:

- DOD Form 2 (FGS)     Funding Agent Form     Cover Page  
 Spine     Printers Notes     Photo negatives  
 Other: \_\_\_\_\_

Page Data:

Blank Pages (by page number): \_\_\_\_\_

Photographs/Tonal Material (by page number): \_\_\_\_\_

Other (note description/page number):

Description :	Page Number:
<u>IMAGE MAP (1-2) UNNUMBERED TITLE PAGE AND BLANK</u>	<u>(3-31) PAGES # 'ED 1-29</u>
<u>(32-37) SCAN CONTROL, 3-TRIGTS, 2 DOD</u>	

Scanning Agent Signoff:


Date Received: 1/26/95    Date Scanned: 2/17/95    Date Returned: 2/17/95

Scanning Agent Signature: Michael W. Cook

# Scanning Agent Identification Target

Scanning of this document was supported in part by the **Corporation for National Research Initiatives**, using funds from the **Advanced Research Projects Agency of the United States Government** under Grant: **MDA972-92-J1029**.

The scanning agent for this project was the **Document Services** department of the **M.I.T. Libraries**. Technical support for this project was also provided by the **M.I.T. Laboratory for Computer Sciences**.



Completed 8/3/89

REPORT DOCUMENTATION PAGE		READ INSTRUCTIONS BEFORE COMPLETING FORM
1. REPORT NUMBER AIM 1111	2. GOVT ACCESSION NO.	3. RECIPIENT'S CATALOG NUMBER AD-A 209 690
4. TITLE (and Subtitle) The Combinatorics of Heuristic Search Termination for Object Recognition in Cluttered Environments		5. TYPE OF REPORT & PERIOD COVERED memorandum
7. AUTHOR(s) W. Eric L. Grimson		6. PERFORMING ORG. REPORT NUMBER
9. PERFORMING ORGANIZATION NAME AND ADDRESS Artificial Intelligence Laboratory 545 Technology Square Cambridge, MA 02139		8. CONTRACT OR GRANT NUMBER(s) N00014-86-K-0685 DACA76-85-C-0010 N00014-85-K-0124
11. CONTROLLING OFFICE NAME AND ADDRESS Advanced Research Projects Agency 1400 Wilson Blvd. Arlington, VA 22209		10. PROGRAM ELEMENT, PROJECT, TASK AREA & WORK UNIT NUMBERS
14. MONITORING AGENCY NAME & ADDRESS (if different from Controlling Office) Office of Naval Research Information Systems Arlington, VA 22217		12. REPORT DATE May 1989
		13. NUMBER OF PAGES 30
		15. SECURITY CLASS. (of this report) UNCLASSIFIED
		15a. DECLASSIFICATION/DOWNGRADING SCHEDULE
16. DISTRIBUTION STATEMENT (of this Report)  Distribution is unlimited		
17. DISTRIBUTION STATEMENT (of the abstract entered in Block 20, if different from Report)		
18. SUPPLEMENTARY NOTES  None		
19. KEY WORDS (Continue on reverse side if necessary and identify by block number) computer vision object recognition search combinatorics		
20. ABSTRACT (Continue on reverse side if necessary and identify by block number)  <b>Abstract.</b> Many current recognition systems use constrained search to locate objects in cluttered environments. Earlier analysis of one class of methods has shown that the expected amount of search is quadratic in the number of model and data features, if all the data is known to come from a single object, but is exponential when spurious data is included. To overcome this, many methods terminate search once an interpretation that is "good enough" is found. In this paper, we formally examine the combinatorics of this approach, showing that choosing correct termination procedures can dramatically reduce		

8/3/88

UNCLASSIFIED

SECURITY CLASSIFICATION OF THIS PAGE (When Data Entered)

REPORT DOCUMENTATION PAGE

READ INSTRUCTIONS  
FOR REPEATING THIS  
REPORT

Block 20 cont.

AD-A 200 810

AIR 1111

The search, in particular, we provide conditions on the input data such that the expected search is polynomial. The analytic results are shown to be in agreement with empirical data for cluttered object recognition.

1. AUTHOR(S)	W. Eric L. Grimson
2. PERFORMING ORGANIZATION NAME AND ADDRESS	Artificial Intelligence Laboratory 245 Technology Square Cambridge, MA 02139
3. CONTROLLING OFFICE NAME AND ADDRESS	Advanced Research Project Agency 1400 Wilson Blvd. Arlington, VA 22209
4. MONITORING AGENCY NAME & ADDRESS (If different from Controlling Office)	Office of Naval Research Information Systems Arlington, VA 22217
5. REPORT DATE	MAY 1989
6. NUMBER OF PAGES	30
7. SECURITY CLASS (of this report)	UNCLASSIFIED
8. DISTRIBUTION STATEMENT (of this report)	Distribution is unlimited
9. DISTRIBUTION STATEMENT (of the abstract entered in Block 20, if different from Report)	
10. SUPPLEMENTARY NOTES	None
11. ABSTRACT (Continue on reverse side if necessary and identify by block number)	computer vision object recognition search cluttered
12. ABSTRACT (Continued from reverse side if necessary and identify by block number)	